

Dear customers! We are from Ukraine!

When you purchase licenses of YouControl services, you help maintain access to information for all society.

YouControl is currently one of the few reliable sources of information that contains data from official registers both as at the beginning of the war, contains previously deleted data and has new ones from all available reliable sources. We do our best to support the functionality of our services, ensure data protection and further work with it.

Support Ukrainian business - renew your YouControl license for next year. You are also investing in building our partnerships with you.

[Go to payment](#)

ТОВ "БАХМАЧ АГРО"

ТОВАРИСТВО З ОБМЕЖЕНОЮ ВІДПОВІДАЛЬНІСТЮ "БАКХМАЧ АГРО"

✓ не перебуває в процесі припинення



Included in the group ?
"Agroprosperis "



[Share dossier](#)

[Мої нотатки](#)


[Lists 0](#)

Foreign economic activities*

Important. These data can be obtained automatically directly to your accounting system. [Find out more](#)

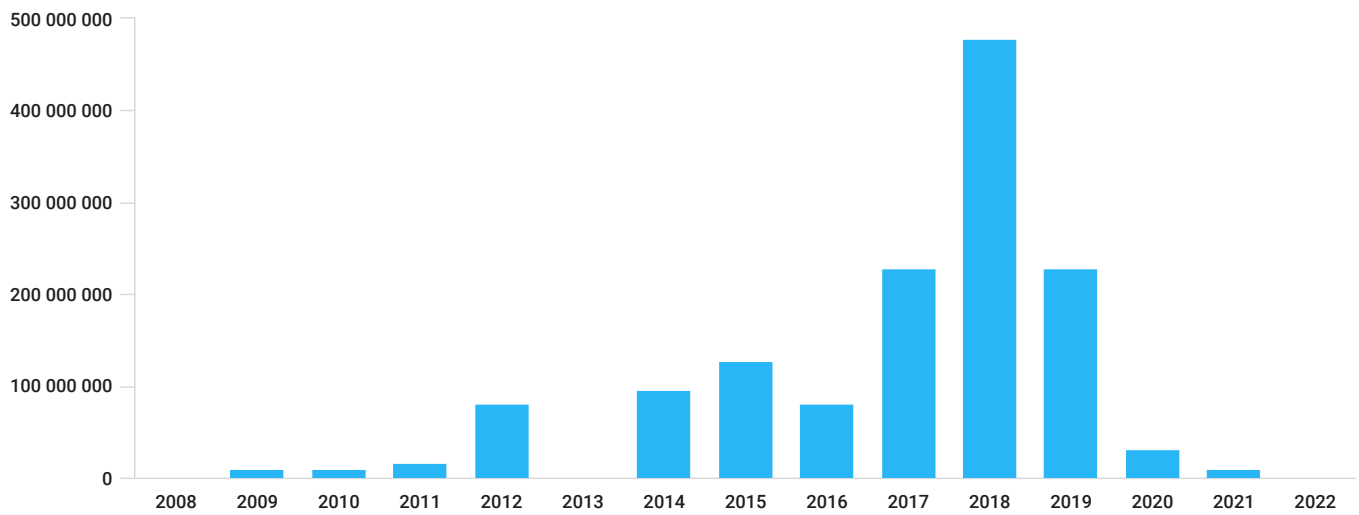
Operations with separate jurisdictions



Country	Year of operations	Is on the list of the so-called offshore zones	Is on the list of countries under sanctions
 Cyprus	2014, 2015, 2016, 2017, 2018, 2019, 2020	Included	Not included ▼

Exports ▼


EXPORT REVENUES



Geography, export ▼

EXPORT REVENUES IN 2021 Y.

2021 2020 2019 2018 2017



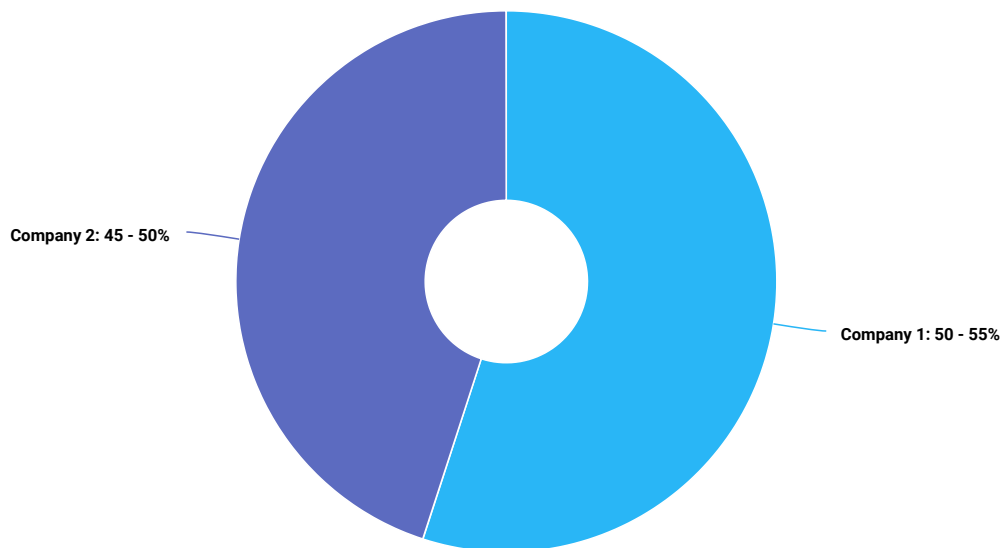
Country	EXPORT REVENUES	Contractors (quantity)	Operations (quantity)
NOT DETERMINED	4 500 000 - 5 000 000	up to 3	3 - 5

TOP-10 contractors, export



EXPORT REVENUES BY COMPANIES IN 2021 Y.

2021 2020 2019 2018 2017

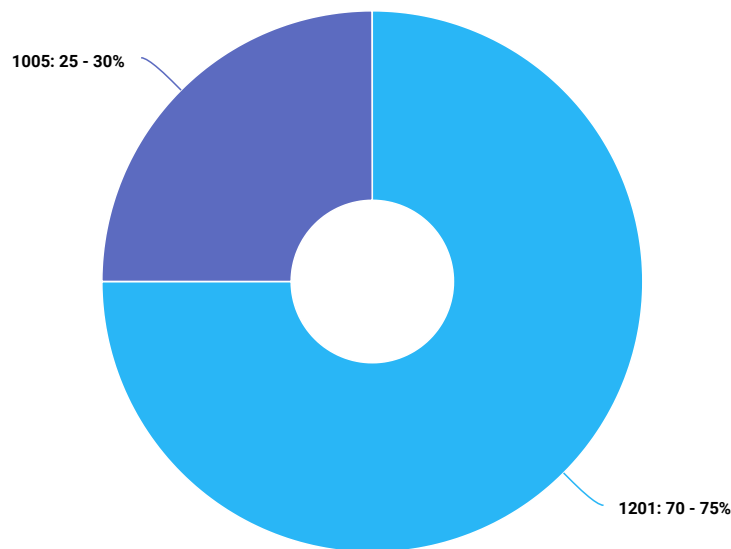


Contractors	EXPORT REVENUES	Operations (quantity)
Company 1 TRADING COUNTRY: NOT DETERMINED	2 500 000 - 3 000 000	3 - 5
Company 2 TRADING COUNTRY: NOT DETERMINED	2 000 000 - 2 500 000	up to 3

Categories of goods, export

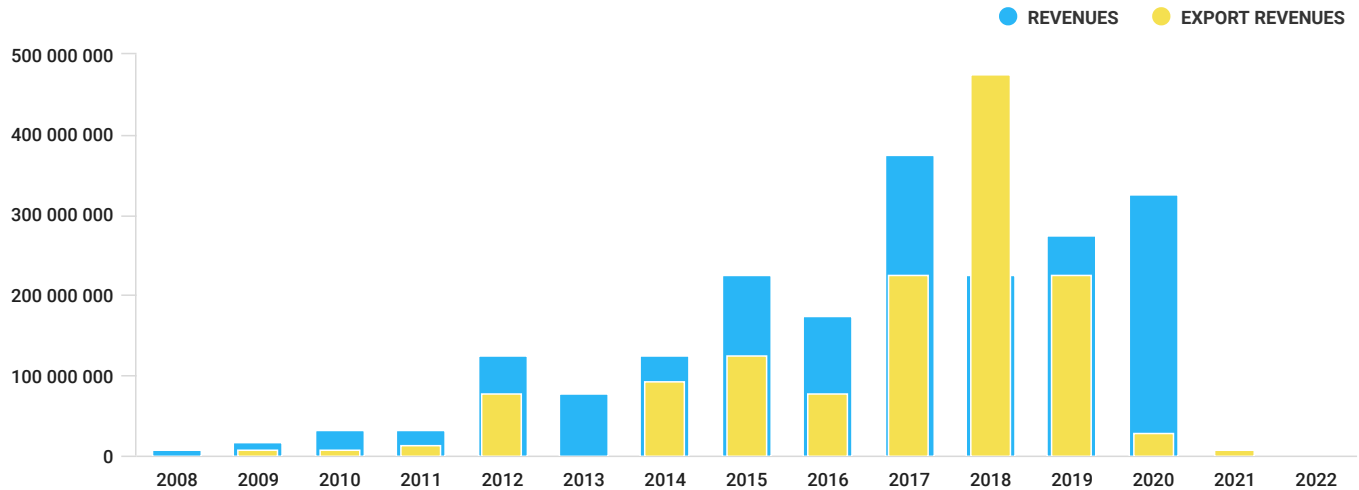
EXPORT REVENUES IN 2021 Y.

2021 2020 2019 2018 2017



Ukrainian classification of commodities involved in FEA	Description	EXPORT REVENUES, UAH.
1201	Soya beans, whether or not broken	3 500 000 - 4 000 000
1005	Maize (corn)	1 000 000 - 1 500 000

Income, UAH



This analytical indicator shows the share of funds earned as a result of carrying out foreign economic activity in the revenues.

This diagram shows the level of contractor's dependence on the economic situation in the country and risks associated with the termination of export and import operations.

* Note for users!

Analytical information of the "Foreign economic activity" section of the YOUCONTROL System is only advisory. The formation of this data, the streamlining and arrangement of its components, as well as the construction of functional links between it and/or databases (compilations) created on its basis, and/or other data is the result of the work of the special software.

Analytical information of the "Foreign economic activity" section does not replace the existing official information, does not establish any facts or circumstances of legal significance, and cannot be used as expert, auditing, and other official conclusions.

The use of this data by any persons for making managerial, legal, financial, organizational, and any other decisions, actions (or inaction) is carried out by them solely at its discretion, and YOUCONTROL LLC is not responsible for their consequences.